



ಬೃಹತ್ ಬೆಂಗಳೂರು ಮಹಾನಗರ ಪಾಲಿಕೆ
Bruhat Bengaluru Mahanagara Palike



BBMP COVID-19 WAR ROOM 30.03.2023

BBMP / COVID-19 WAR ROOM / BULLETIN – 1102/ 30.03.2023 / #BBMPfightsCOVID19



OVERVIEW OF COVID-19 IN BENGALURU

CASE TRENDS ACTIVE CASES **487**

<u>Confirmed Cases</u>	<u>Recovered Cases</u>	<u>Death Cases</u>
143 18,79,946 [#]	43 18,62,463 [#]	0 16,996 [#]

HOSPITALIZATION **42**

<u>ICU – V</u>	<u>ICU</u>	<u>HDU</u>	<u>General</u>
1	7	2	32

INCLUDES GOVT. QUOTA AND PRIVATE WALK-IN HOSPITALIZATION

VACCINATION **228** 2,06,97,831[#]

<u>First Dose</u>	<u>Second Dose</u>	<u>Precaution Dose</u>
7 96,89,515 [#]	13 95,11,276 [#]	208 14,97,040 [#]

TRIAGING

MTU

6

ACTIVE CZs

0

TESTING **3,609** 3,22,17,701[#]

<u>Positivity : 3.09%</u>	<u>RAT</u>	<u>RTPCR</u>
<small>*FOR LAST 7 DAYS</small>	1,650	1,959

Tele Triage

130

MCZs (< 5 cases)

0

Clusters (> 5 cases)

0

: indicates cumulative numbers till date



ABSTRACT OF COVID-19 SCENARIO IN BENGALURU



	MALE			FEMALE			TRANSGENDER			TOTAL		
	Last 24 Hours	Last 7 Days	Cumulative	Last 24 Hours	Last 7 Days	Cumulative	Last 24 Hours	Last 7 Days	Cumulative	Last 24 Hours	Last 7 Days	Cumulative
Positive Cases	84	316	11,08,397	59	240	7,71,353	0	0	196	143	556	18,79,946
Recovered Cases	25	258	10,95,792	18	219	7,65,541	0	0	187	43	477	18,62,463
Death Cases	0	1	10,765	0	0	6,227	0	0	4	0	1	16,996
Total Tests Done	In Last 24 hrs. : 3,609			In last 7 days : 17,993			Cumulative : 3,22,17,701					
Vaccine Doses Administered	In Last 24 hrs. : 228			In last 7 days : 736			Cumulative : 2,06,97,831					
ACTIVE CASES									487			

*Covid deaths occurred today : 00 | Covid deaths occurred beyond last 24hrs., reported today : 00

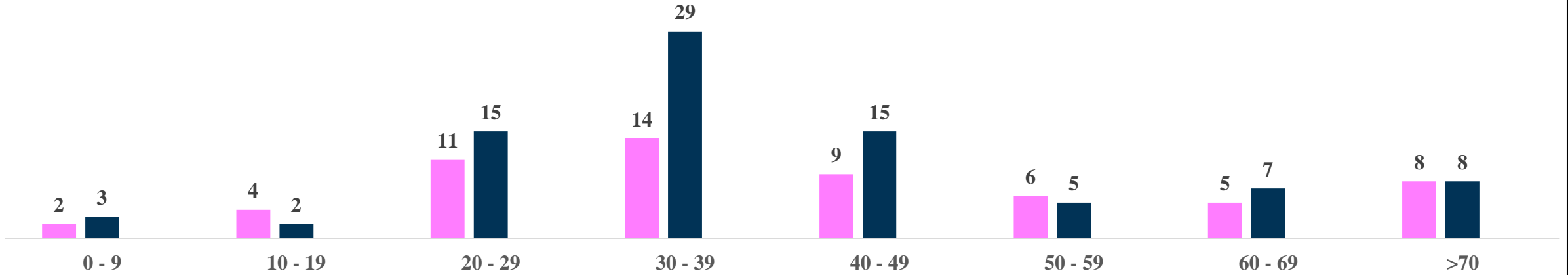


LAST 24 HOURS AGE GROUP AND GENDER WISE DISTRIBUTION



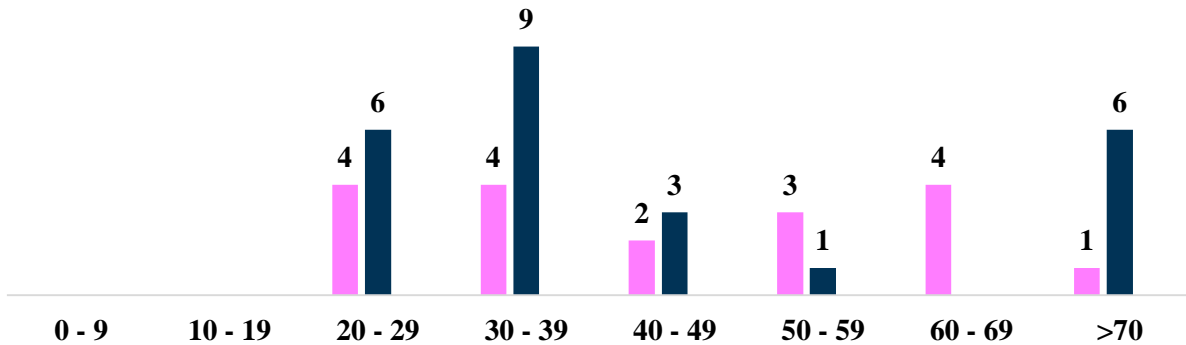
Positive Cases : 143

Female Male Transgender



Recovered Cases : 43

Death Cases : 0

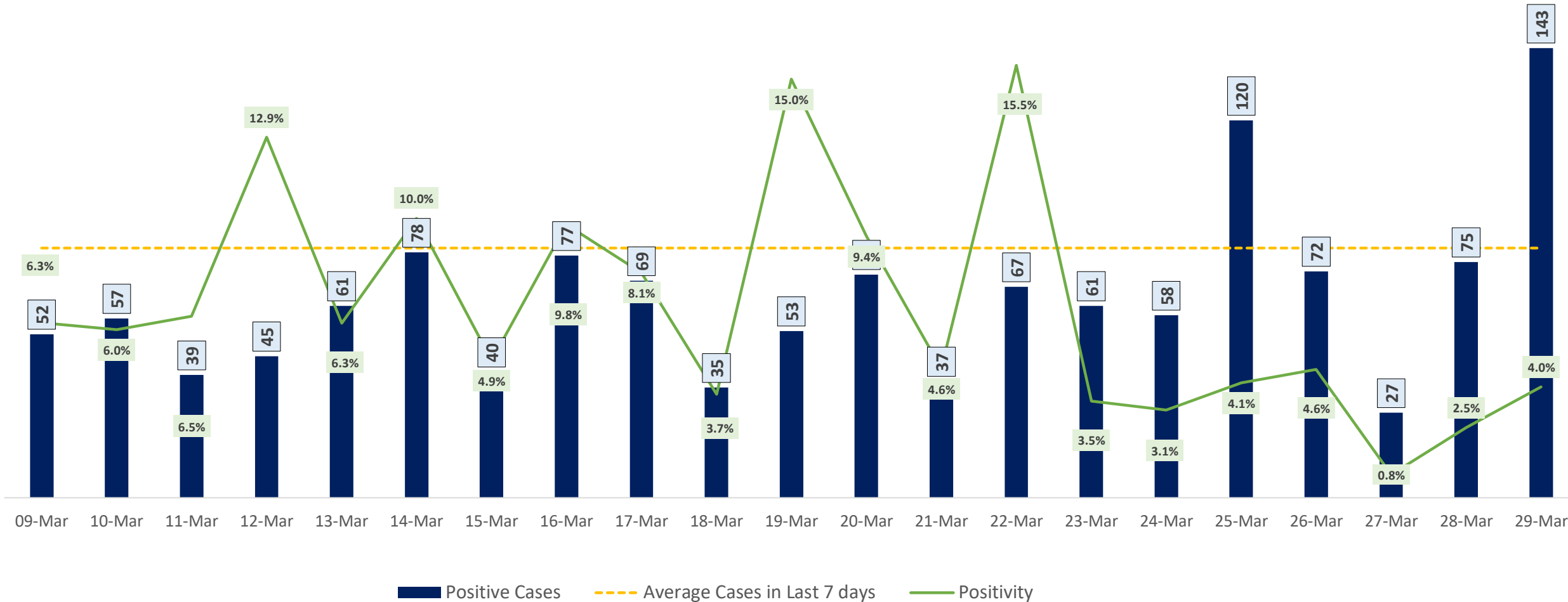




POSITIVITY RATE OF BENGALURU – LAST 21 DAYS



Average Cases in Last 7 days : 79

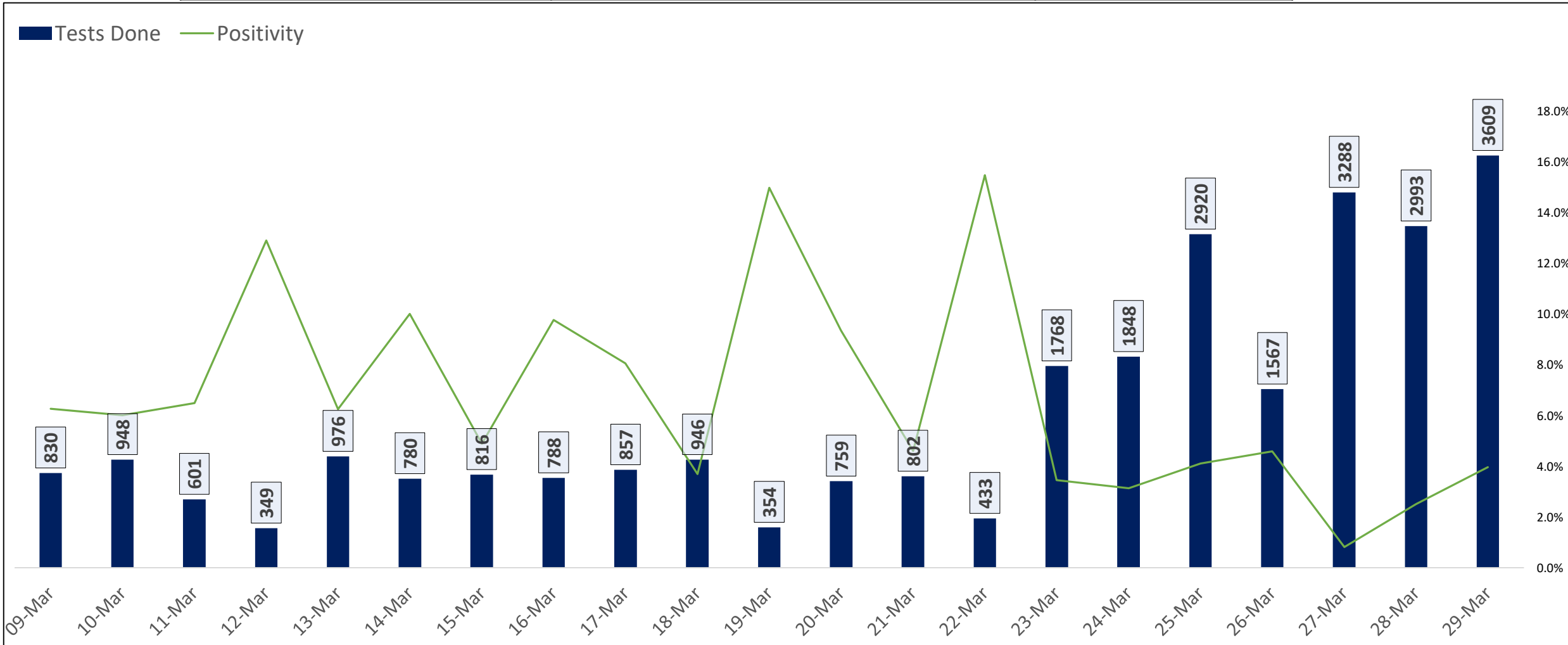




TESTING TRENDS IN BENGALURU

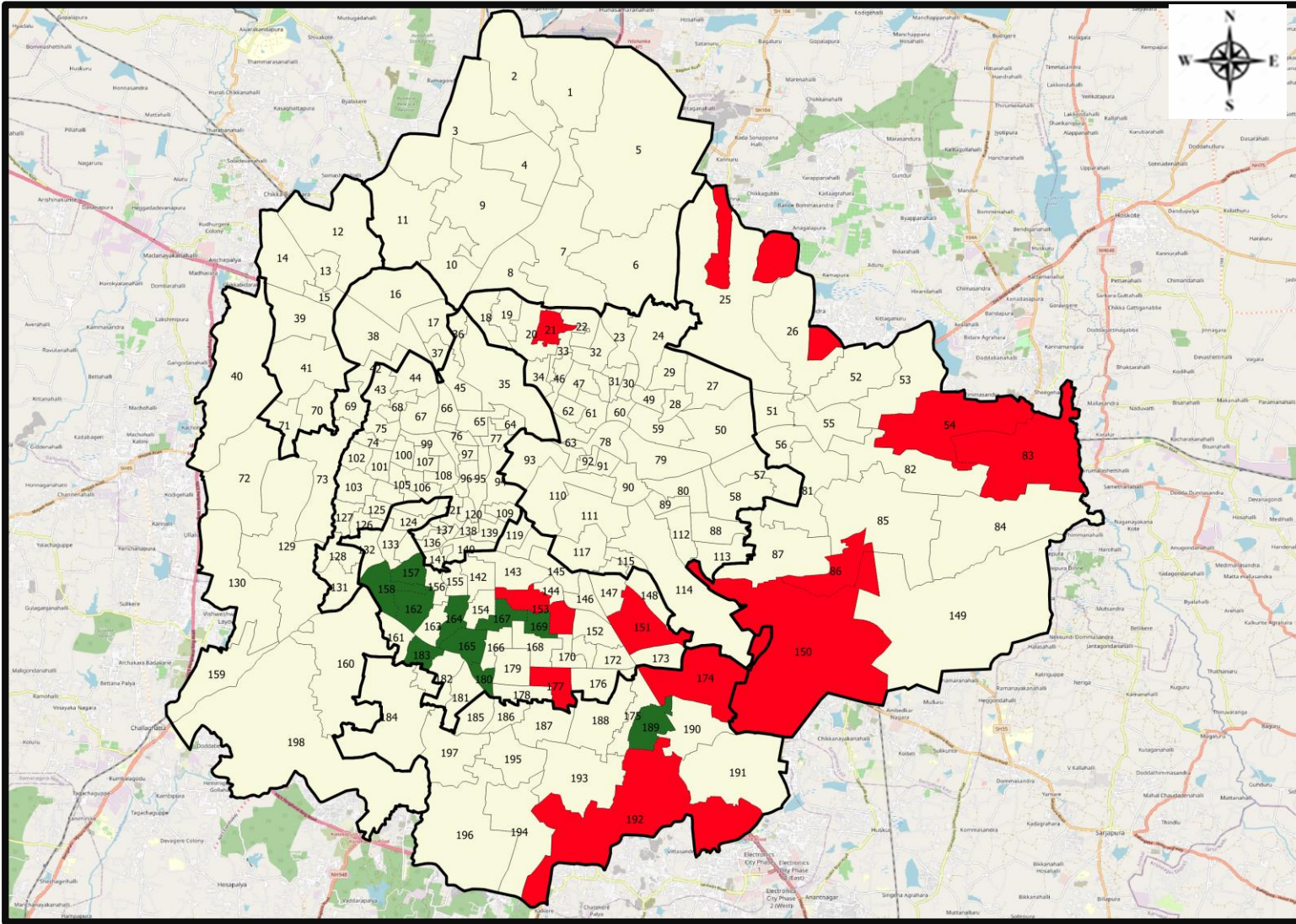


Total Test Conducted Till Date	Test Conducted Last 24 hours	Last 7 Days Average
3,22,17,701	3,609	2,570





BENGALURU URBAN MAP SHOWING TREND OF POSITIVE CASES IN LAST 7 DAYS



Top 10 wards reporting highest number of positive cases in last 10 days

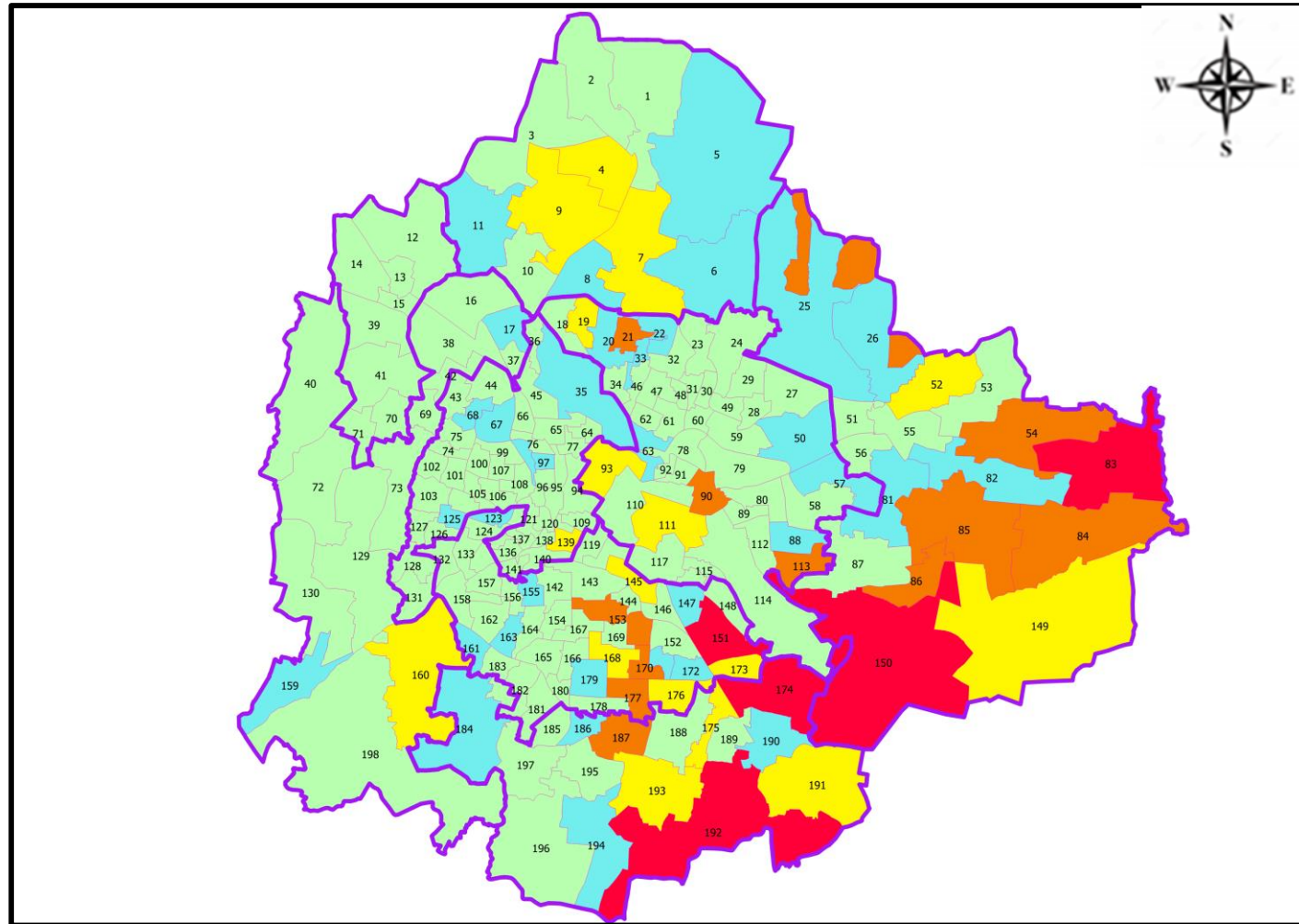
Ward No.	Ward Name	Daily Cases Average
150	Bellanduru	3
174	HSR Layout	3
83	Kadugodi	2
151	Koramangala	2
192	Begur	2
54	Hudi	2
21	Hebbal	1
86	Marattahalli	1
153	Jayanagara	1
177	J P Nagar	1







Top 10 wards reporting least number of positive cases in last 7 days

Ward No.	Ward Name	Daily Cases Average
189	Hongasandra	0
183	Chikkalsandra	0
180	Banashankari Temple Ward	0
169	Byrasandra	0
167	Yediyur	0
165	Ganesh Mandiara Ward	0
164	Vidyapeeta Ward	0
162	Girinagara	0
158	Deepanjali Nagara	0
157	Gali Anjaneya Temple	0



BENGALURU MAP SHOWING INTENSITY OF POSITIVE CASES IN LAST 7 DAYS



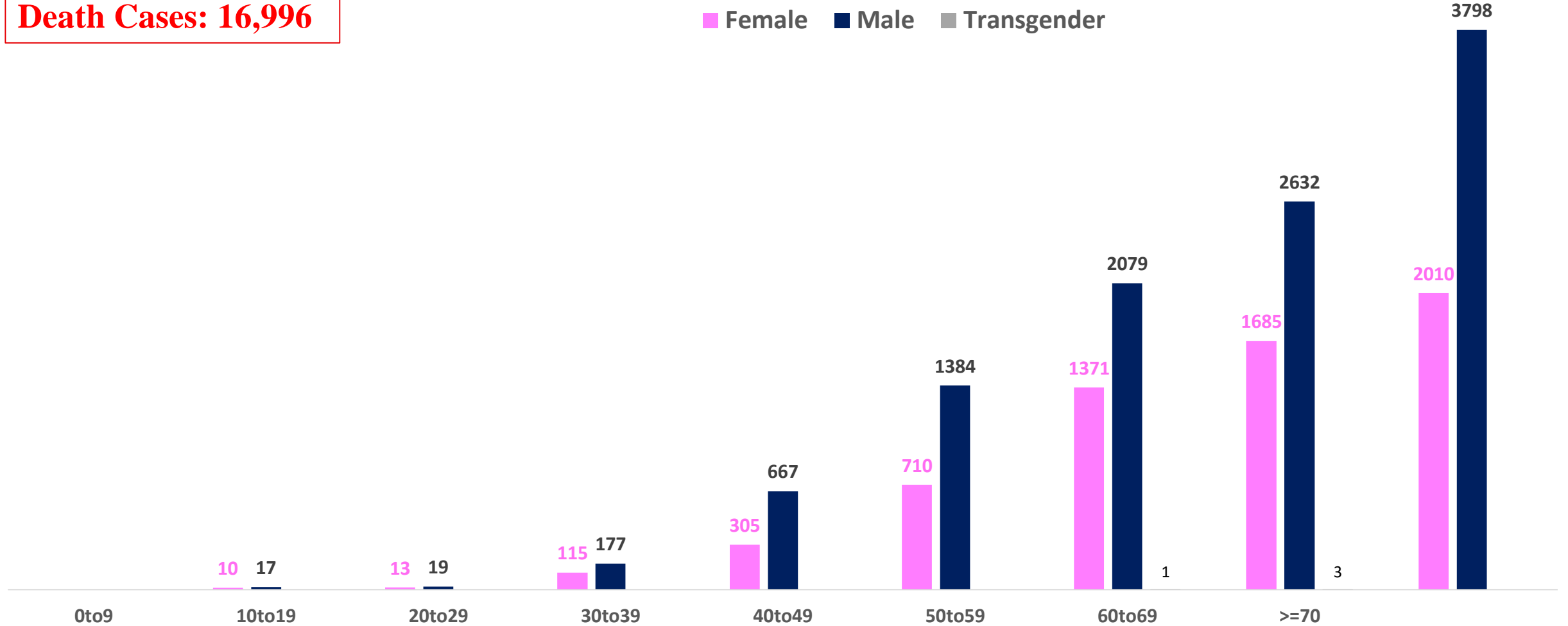
-  **Level 1 : 0 to 1 Cases**
-  **Level 2 : 1 to 3 Cases**
-  **Level 3 : 3 to 5 Cases**
-  **Level 4 : 5 to 10 Cases**
-  **Level 5 : More than 10 Cases**
-  **Zone Boundaries**



AGE AND GENDER WISE DISTRIBUTION OF DEATH CASES



Death Cases: 16,996





SNAPSHOT OF COVID-19 CASES IN BENGALURU URBAN



**Total Wards With
< = 5 Cases* :
182**

**Tests Conducted
on 29.03.2023:
3,609**

**Recovery
Rate*:
99.07%**

**Total
Active Cases :
487**

**Total Vaccinated
on 29.03.2023:
228**

**Positivity
Rate* :
3.09%**

**Active
Rate*:
0.03%**

**Case
Fatality Rate* :
0.18%**





*Total positive cases In the past 7 days

*CFR and positivity is for Past 7 days



ಬೃಹತ್ ಬೆಂಗಳೂರು ಮಹಾನಗರ ಪಾಲಿಕೆ
Bruhat Bengaluru Mahanagara Palike



Download BBMP Bulletin	https://apps.bbmpgov.in/covid19/mediabulletin.php
To register for vaccination :	https://selfregistration.cowin.gov.in/
BBMP COVID19 Dashboard:	https://apps.bbmpgov.in/covid19/
Follow us on:	 www.facebook.com/bbmp.comm1/
	 twitter.com/BBMPCOMM
	  BBMPSplHealth

Issued by:

Honorable Chief Commissioner, BBMP
Special Commissioner Health, BBMP
MD, Bengaluru Smart City Limited

THANK YOU !

